

# Application form for multiple gas supplies

If you require supplies to 25 or more properties simply tick this box  and complete sections 1, 2, 9 & 10 only, send it to us at 'Freepost Fulcrum' and we will then contact you to discuss your requirements.

Please call our Customer Care team on 0845 641 3010 if you have any questions about completing this form or require any further assistance establishing your gas requirements; we will be happy to help.

## 1. CUSTOMER DETAILS

Your Name:		Your Reference:	
Company Name (if applicable):			
Address:		Landline Telephone:	
		Mobile Telephone:	
		Email:	
Post Code:	Fax:	Today's date:	

## 2. SITE DETAILS

Is the site address the same as the customer address? YES  NO

If NO, please provide details below:

Site Address:	Name of Site Contact:
	Landline Telephone:
	Mobile Telephone:
Post Code:	Email:

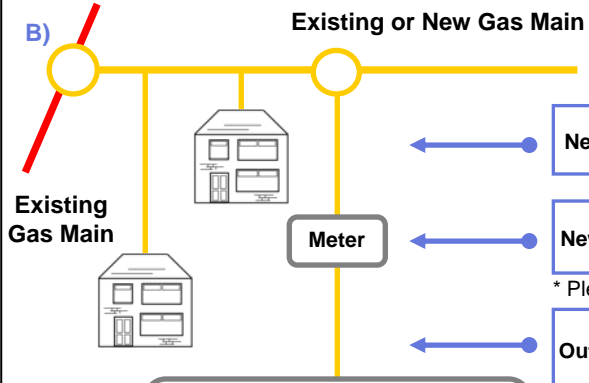
What is the date that you require gas to the first property:

## 3. YOUR NEEDS

Just tick any of the boxes in A) or B) below to indicate which service(s) you require.

A) If you **only** require gas **disconnections** please tick this box  and move directly onto section 9. However, if you require gas disconnections **and** new supplies please tick this box  and continue completing the form.

**B)** **Existing or New Gas Main** **Tick all of those applicable**



**Existing Gas Main**

**Meter**

**Your appliances:**  
e.g. Domestic Central Heating,  
Commercial Catering Equipment,  
Industrial Blast Furnaces.

**New multiple supplies**

**New multiple supplies with meter installations\***

\* Please see note overleaf about gas suppliers

**Outlet pipework\*\*** (The pipework from your meter to your appliances)

\*\*Industrial, large commercial and large public sector properties only.

\*To install your meters we require the name of your gas supplier.

If you **don't** have a gas supplier and would like **Fulcrum** to arrange one on your behalf please tick this box

If you **do** have an existing gas supplier please provide their name:

Gas Supplier :

#### 4. PROPERTY TYPE/GAS LOAD INFORMATION

##### about the property

Please give the number of each type of property:

**Domestic**  **Non-Domestic**

Are there any existing live gas supply in any the properties / buildings? **YES**  **NO**

If **YES**, please provide the MPRN numbers if you know them :

**MPRNS:**

##### your gas load requirements

Do you already know your gas load requirements? **YES**  **NO**






If **YES**, please complete **Table 1** immediately below and move directly onto section 5:

**Table 1**

Property Type	No. of each type	Total Hourly Gas Load (KW)	Total Annual Gas Load (KWh)
Totals:			

If **NO**, please complete **Tables 2 and 3** for any **Domestic properties** and **Tables 4 and 5** for any **Non-Domestic properties**.

**Table 2**

Property Type	Number of Bedrooms	Number of each requiring a new gas supply
Flats 	1	
	2	
	3	
Bungalow 	2	
	3	
Terraced 	2	
	3	
	4	
Semi-Detached 	2	
	3	
	4	
Detached 	2	
	3	
	4	

Will the properties have any additional equipment e.g. swimming pools YES  NO

If YES, please provide details in **Table 3** below:

**Table 3**

Equipment	Hourly Gas Load (KW)	Annual Gas Load (KWh)

If you require connections to any **Domestic** properties that are not covered in the 'property type' table above e.g. **5 or 6 bed roomed properties**, or will have any additional equipment and your gas requirements are not known, simply complete the remaining sections of the form making sure you have added telephone contact details in section 1, send it back to us at **'Freepost Fulcrum'** and we will contact you to discuss your requirements.

### Non-Domestic Properties

What business / businesses will the Non-Domestic properties be used for:

Please tick the boxes and complete **Table 4** below to indicate what the highest gas load in each property will be used for:


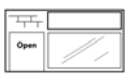
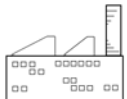
**Table 4**

- a) Central heating/Hot water
- b) Commercial catering equipment (e.g. restaurant/takeaway)
- c) Manufacturing equipment

Number of properties

Meter Types						
<b>U6</b> (64KW max)	<b>U16</b> (173 KW max)	<b>U25</b> (270 KW max)	<b>U40</b> (433 KW max)	<b>U65</b> (704 KW max)	<b>U100</b> (1072 KW max)	<b>U160</b> (1473 KW max)

**Table 5**

Category (please tick)	Property Type	Number required	Typical Gas Load
1 <input type="checkbox"/>			A small non-domestic property will typically use no more than 64 KW, requiring no larger than a U6 meter. For example small shops that require gas for central heating and hot water only.
2 <input type="checkbox"/>			Non-domestic properties such as restaurants using commercial catering equipment, will typically require U16 meters and above.
3 <input type="checkbox"/>			Larger non-domestic properties, with higher or specialist gas load requirements (e.g. for manufacturing equipment), will typically require U25 meters and above.

Thank you for this information, we may need to contact you to determine your exact gas load requirements. Please continue to complete the application form.

## 5. METER BOXES & METER HOUSING

**Meters can be fitted either inside your property or alternatively they can be fitted outside your property in a meter box or meter housing.**

Meter boxes must be used for U6 meters fitted outside (up to loads of 64kW).

Meter housing is used for meters larger than a U6 fitted outside (loads over 64kW).

How many meters do you require? **Inside\***  **Outside**

If any are **inside**, are they all required in ground floor rooms? **YES**  **NO**

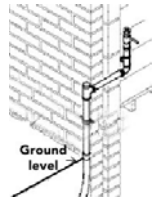
If **NO**, please continue completing the form but we may need to contact you to discuss your options.

\*We may not be able to provide a quotation to an internal position for certain projects, this is to comply with the Gas Safety (Installation and Use) Regulations (GSIUR). We will discuss this with you when our Technical Designer gives you a call.

If **inside** and all in ground floor rooms, the meter positions will be installed in this manner:

**Internal\***

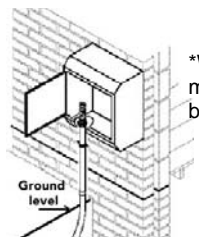
Number required



\*No meter housing is required for internal positions (for either U6 or larger meters).

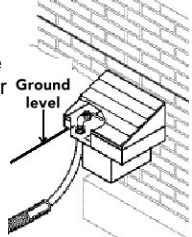
If U6 meters are to be installed **outside**, please use the boxes below to confirm the type and number of meter boxes that will be fitted:

Surface Mounted\*



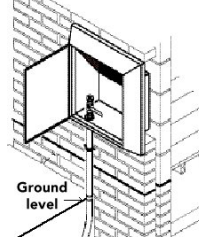
\*We fit surface mounted meter boxes.

Semi Concealed\*\*



\*\*We fit semi concealed meter boxes and recommend that you do **not** fit your own boxes.

Built-in(Recessed)\*\*\*



\*\*\*Builders supply and fit built-in boxes, if you require built-in meter boxes you will need to consult your builder.

If you or your builder are fitting built in boxes please tell us how many you will be fitting:

Number Required

Number Required

Number

Do you require us to provide and fit these meter boxes? **YES**  **NO**

Would you like us to provide larger external meter housing? (for meters larger than a U6) **YES**  **NO**

If **YES**, how many are required?

**6. ON-SITE EXCAVATION**

On your property or site do you want to dig the trench for the pipes? **YES**  **NO**

**7. DEVELOPMENT TYPE**

Will the gas supplies be going to:

**Existing Properties** (including extensions)  **New Builds**


If **new**, are the properties already built? **YES**  **NO**

Are any of the buildings timber framed? **YES**  **NO**

Is it likely that the gas supplies will have to cross someone else's private land? **YES**  **NO**

Are there likely to be any other on site difficulties or constraints? **YES**  **NO**

If **YES**, please provide brief details:



## 8. PROPOSED DEVELOPMENT OF THE SITE

	2009	2010	2011	2012
Number of Properties Requiring a Gas Supply				

## 9. ATTACHMENT CHECKLIST

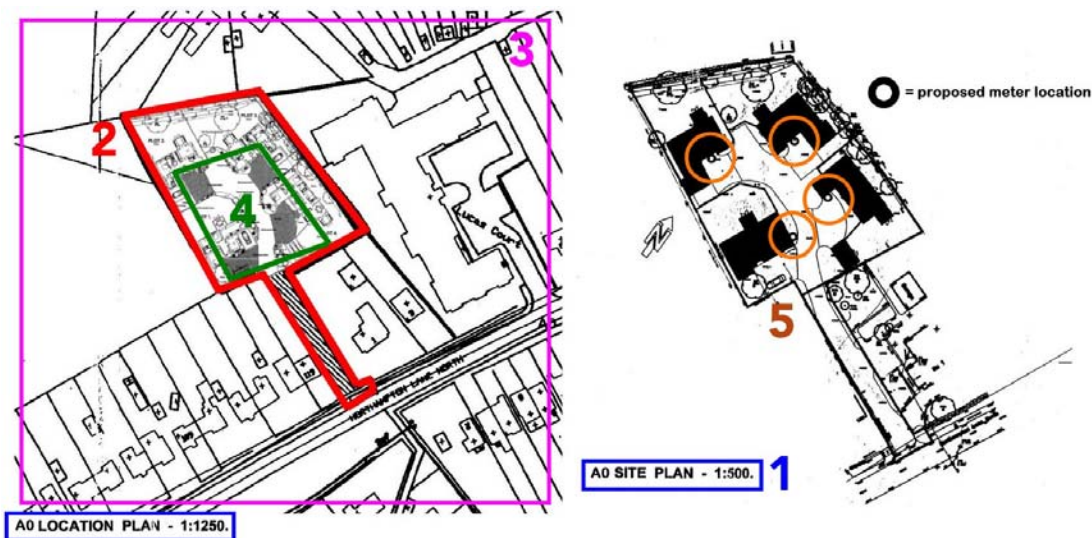
Please make sure you have included the following attachments when you return this application form:

### NEW BUILDS

Scaled site plan with marked meter positions and a site location drawing including the OS Map Co-ordinates (if known):

### SITE PLAN CHECKLIST

1. The plan shows the scale.
2. The site boundary is clearly identified.
3. The surrounding geography is shown.
4. The new buildings are shown within the site boundary.
5. The meter positions are marked.



Please note:

- We would prefer you to **email your plans** in an electronic format, such as a PDF, along with your application form. This saves time when we're designing the infrastructure to your site and by saving paper, we're helping the environment too.
- For **new builds** we utilise your scaled site plan to create the design. In order to ensure compatibility with our design system we require a black and white plan (we cannot accept coloured plans or faxed scale drawings).

### EXISTING PROPERTIES

Site location drawing, showing surrounding geography, with marked meter positions:

### DISCONNECTIONS

Site location drawing with existing meter positions:

## 10. HOW DID YOU HEAR ABOUT US?

- You are an existing customer
- From your gas supplier
- From a colleague/friend
- Internet search
- A promotional campaign  REF:
- Please provide the campaign reference number (if known)
- One of our Regional Sales Managers
- Other

If 'other' please provide details below:

Would you like to receive email updates about Fulcrum? YES  NO

Should we need to contact you by telephone, when is this best for you?

Day  Evening  Weekends  Any details:

**ONCE COMPLETED, PLEASE RETURN THIS FORM BY EMAIL, FREEPOST, OR FAX TO:**

**EMAIL:** [enquiries@fulcrum.co.uk](mailto:enquiries@fulcrum.co.uk)

**POST:** Send your completed application form addressed to 'Freepost Fulcrum', that's all you need - they know who we are.

**FAX:** 0845 641 1808

Further copies of this form can be printed directly from [www.fulcrum.co.uk](http://www.fulcrum.co.uk) or simply call us on 0845 641 3010 and we'll post you a copy.

# Thank you for choosing fulcrum